

(2.54 mm) .100"

IPS1 SERIES

SHROUDED POWER CONNECTOR SET

SPECIFICATIONS

For complete specifications see www.samtec.com?IPS1

Insulator Material:

Black LCP

Contact Material:

Phosphor Bronze

Plating:

Sn or Au over

50 μ" (1.27 μm) Ni

Operating Temp Range:

-55 °C to +105 °C with Tin;

-55 °C to +125 °C with Gold

Insertion Depth:

(3.81 mm) .150" to

(6.48 mm) .255"

Wiping Distance:

(0.38 mm) .015"

Voltage Rating:

775 VAC/1095 VDC

Standard Creepage:

(2.55 mm) .100" (without -LC)

(1.08 mm) .043" (with -LC)

Standard Clearance:

(1.75 mm) .069" (without -LC)

(0.62 mm) .024" (with -LC)

RoHS Compliant:

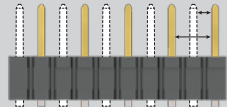
Yes

Mates with:

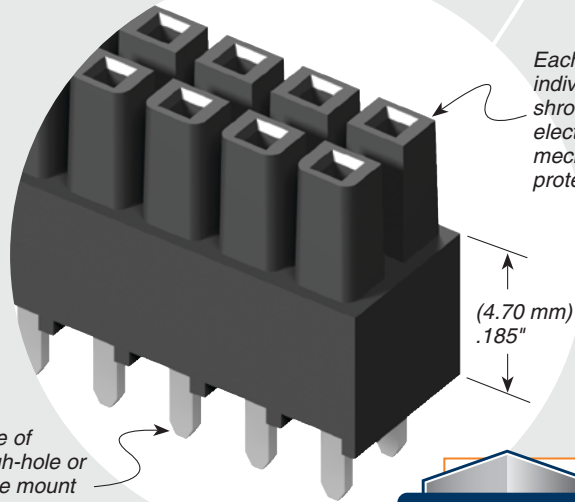
IPT1



CREEPAGE AND CLEARANCE



Selectively loading contacts achieves customer specific creepage and clearance requirements.
Contact asp@samtec.com

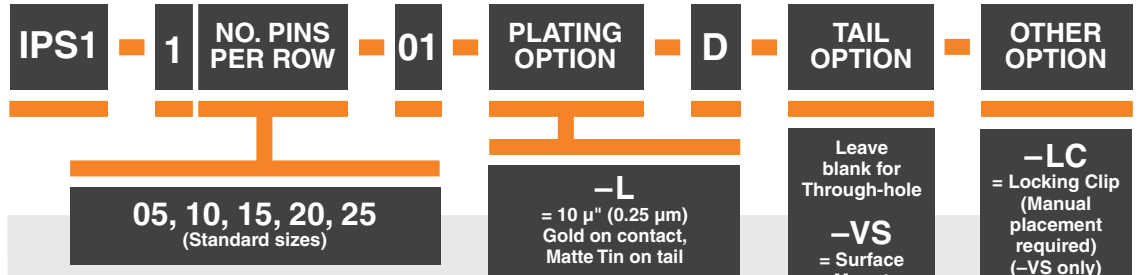


Each contact individually shrouded for electrical and mechanical protection

RUGGEDIZED
BY SAMTEC

- Individually shrouded contacts
- Locking clip option

IPT1/IPS1	
PINS	CURRENT RATING (PER CONTACT)
1	5.9 A
2	4.8 A
3	4.1 A
4	3.6 A
50	2.3 A



PROCESSING

Lead-Free Solderable:

Yes

SMT Lead Coplanarity:

(0.13 mm) .005" max (05-10)*

(0.15 mm) .006" max (15-25)*

* (.004" stencil solution may be available; contact

IPG@samtec.com)

RECOGNITIONS

For complete scope of recognitions see

www.samtec.com/quality

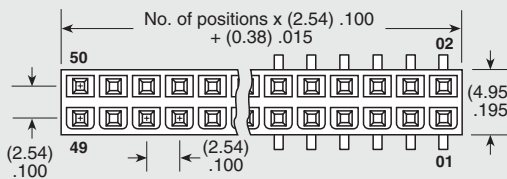


ALSO AVAILABLE (MOQ Required)

- Other sizes
- Other platings
- Latching feature
- No. 1 position polarized

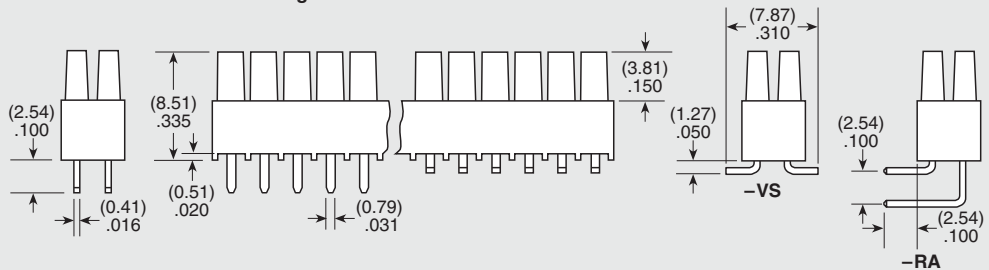
Note:

Some sizes, styles and options are non-standard, non-returnable.



Through-hole

Surface Mount



Due to technical progress, all designs, specifications and components are subject to change without notice.

WWW.SAMTEC.COM

All parts within this catalog are built to Samtec's specifications.

Customer specific requirements must be approved by Samtec and identified in a Samtec customer-specific drawing to apply.