THIS DRAWING IS UNPUBLISHED.
VERTRAULICHE UNVEROEFFENTLICHTE ZEICHNUNG
RELEASED FOR PUBLICATION --.--- 20--
FREI FUER VEROEFFENTLICHUNG
© COPYRIGHT 20 Tyco Electronics AMP GmbH
ALL RIGHTS RESERVED.
ALLE RECHTE VORBEHALTEN.

MATED WITH: / PASSEND ZU: -

LOC	DIST
A1	-
PROJEKT NR.: A95-52007	

REVISIONS / AENDERUNGEN

P	LTR	DESCRIPTION / BESCHREIBUNG	DATE	DWN	APVD
	G1	NOTES UPDATED	14DEC2016	MN	Beck
	G2	E-18-015443 / ENGLISH TEXT AND DIMENSION SYMBOLS ADDED	27SEP2018	MAH.	BECK
	G3	UPDATED MATERIAL DESRIPTION	18DEC2018	SCK	BECK
	G4	VARIANT 9-966658-2 ADDED	05NOV2020	MAH.	BECK

CODING A-F SHOWN
Kodierung A-F gezeichnet

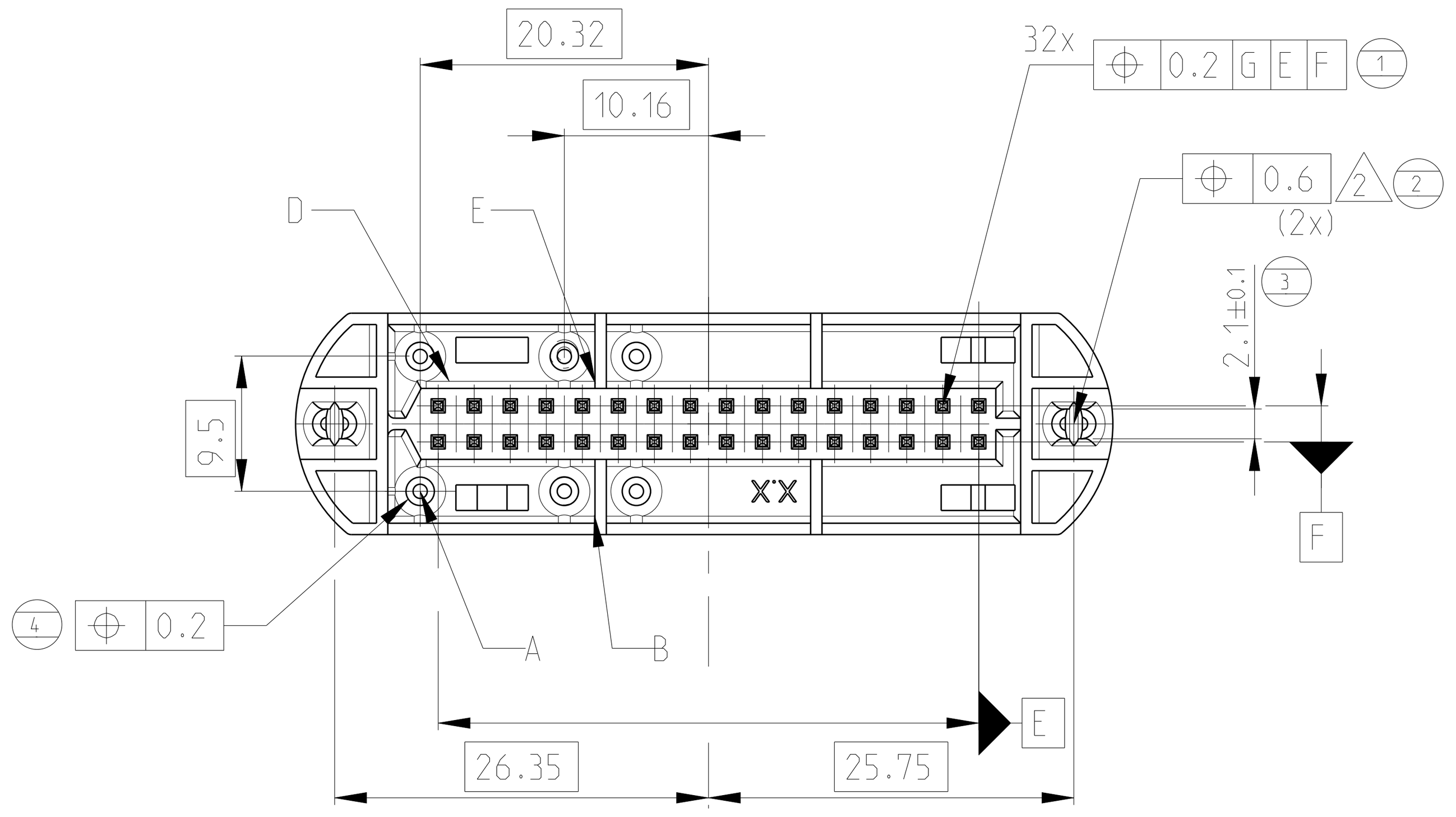

DETAIL "Y"
Einzelheit "Y"
M 5:1

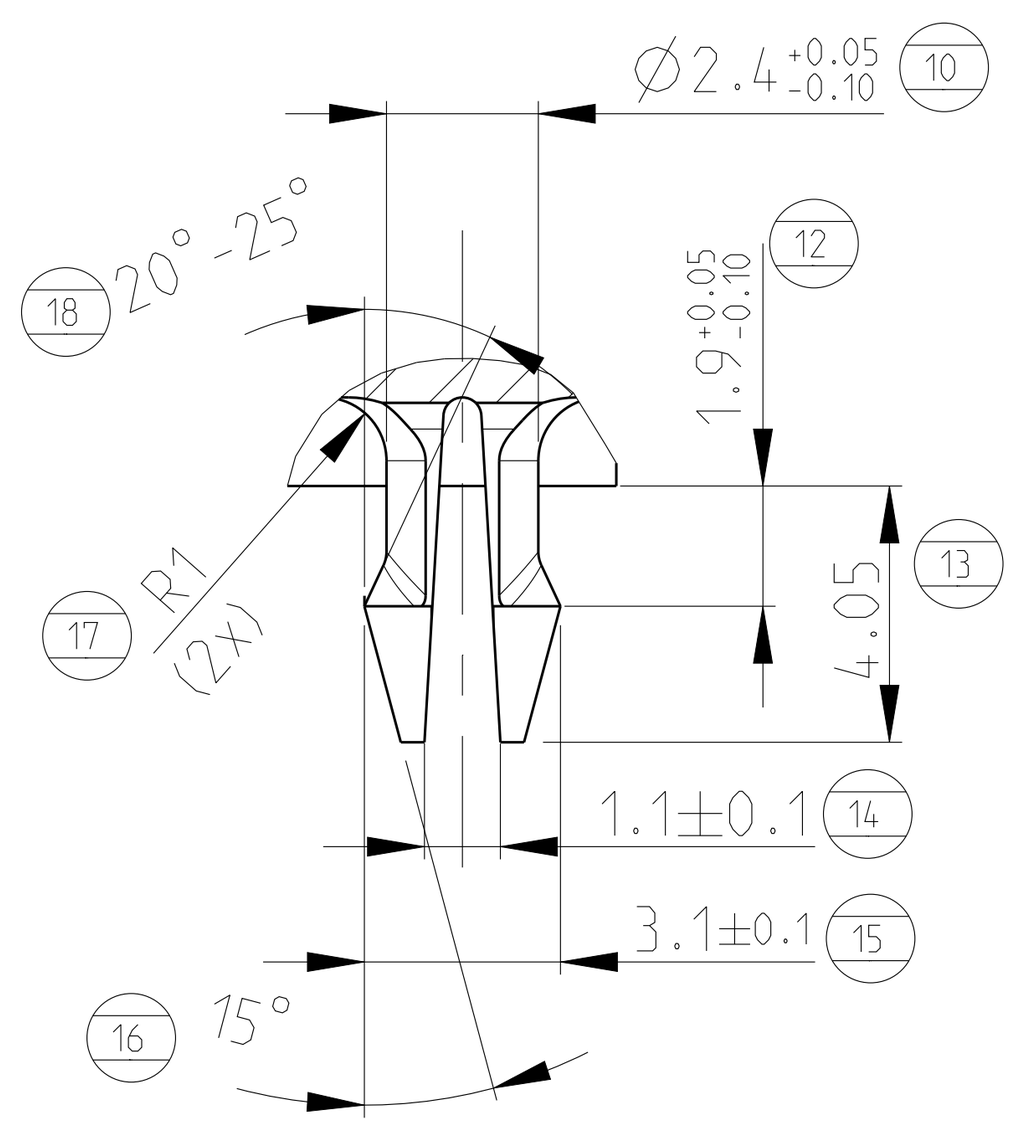

RECOMMENDED PCB LAYOUT
Empfohlenes Leiterplatten Bohrbild

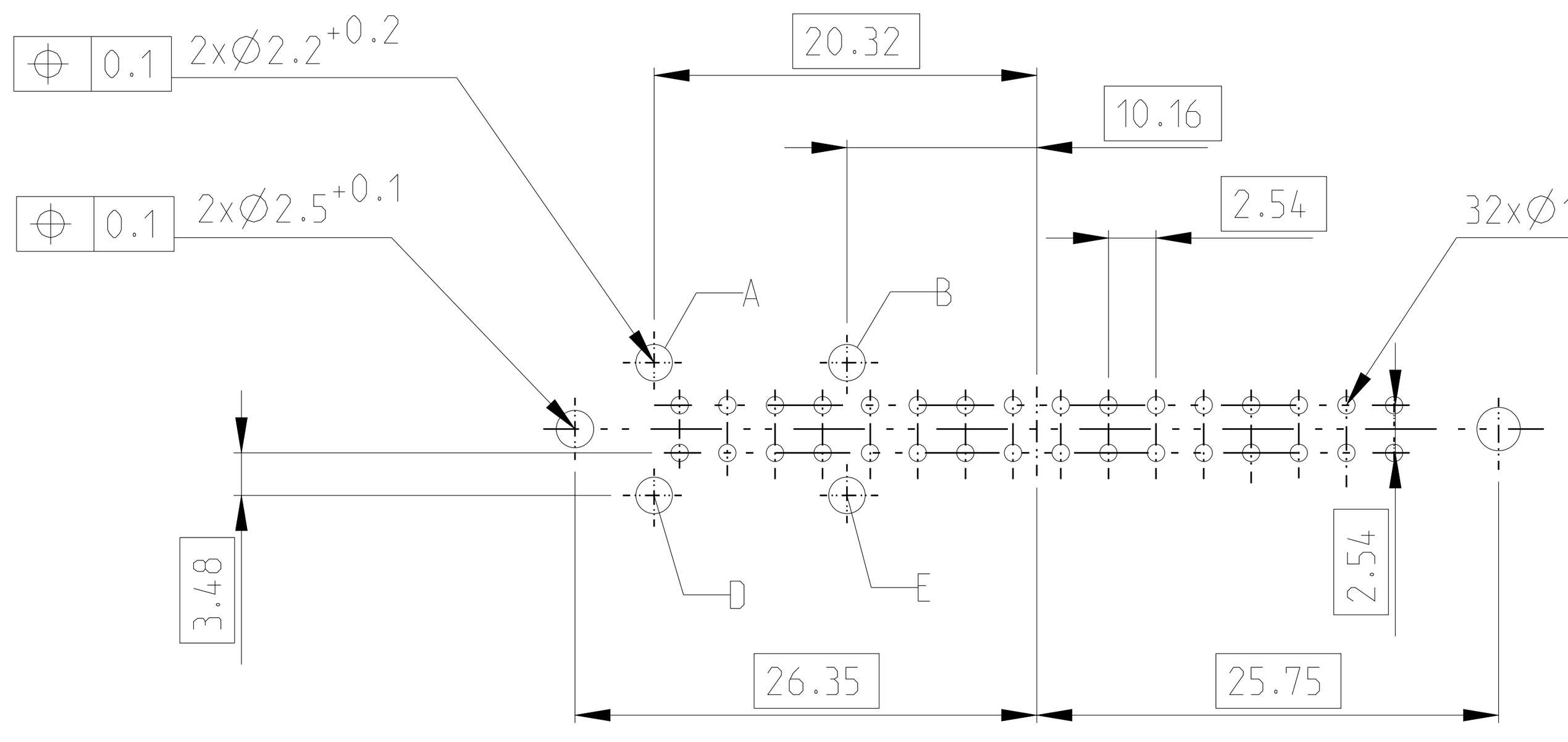

A-A

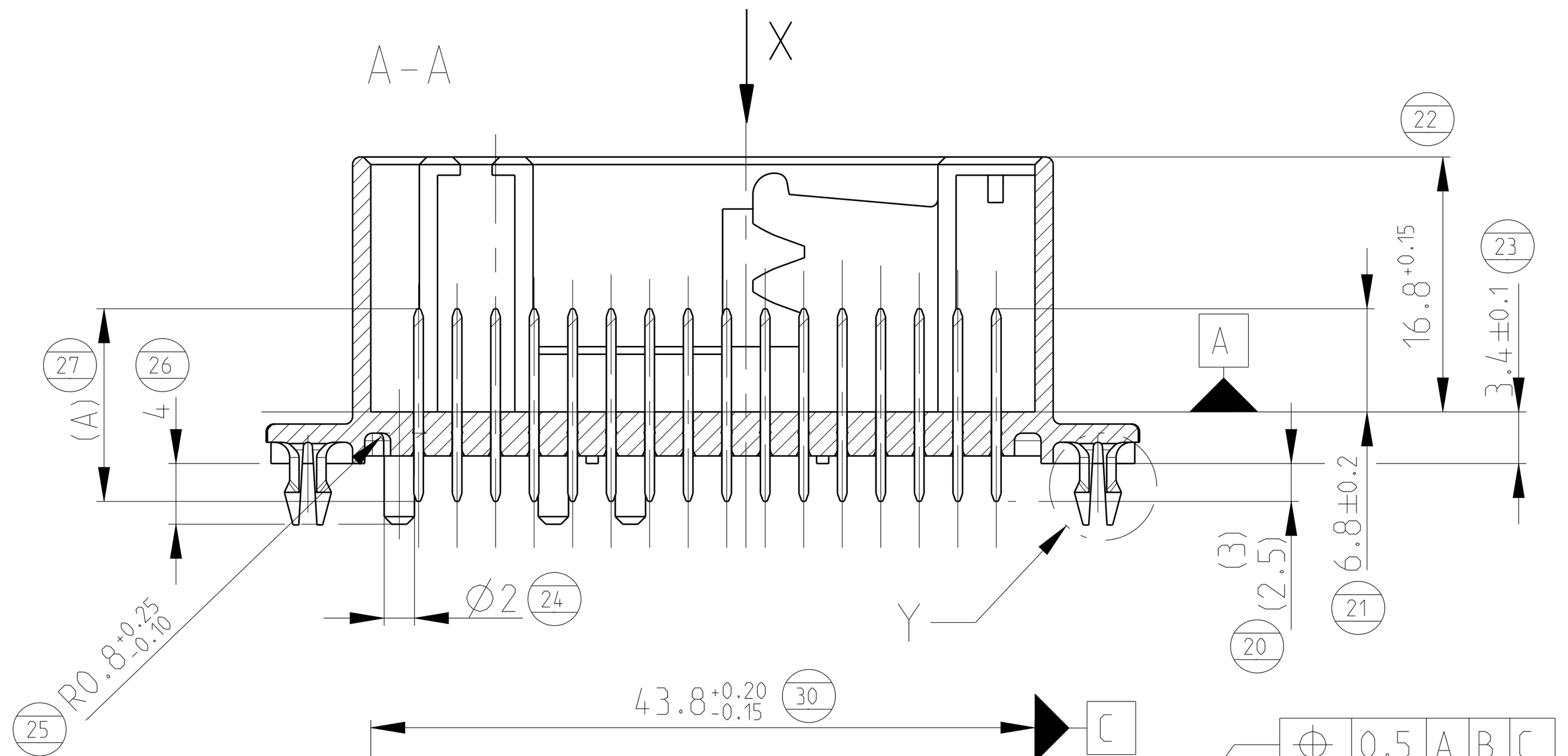

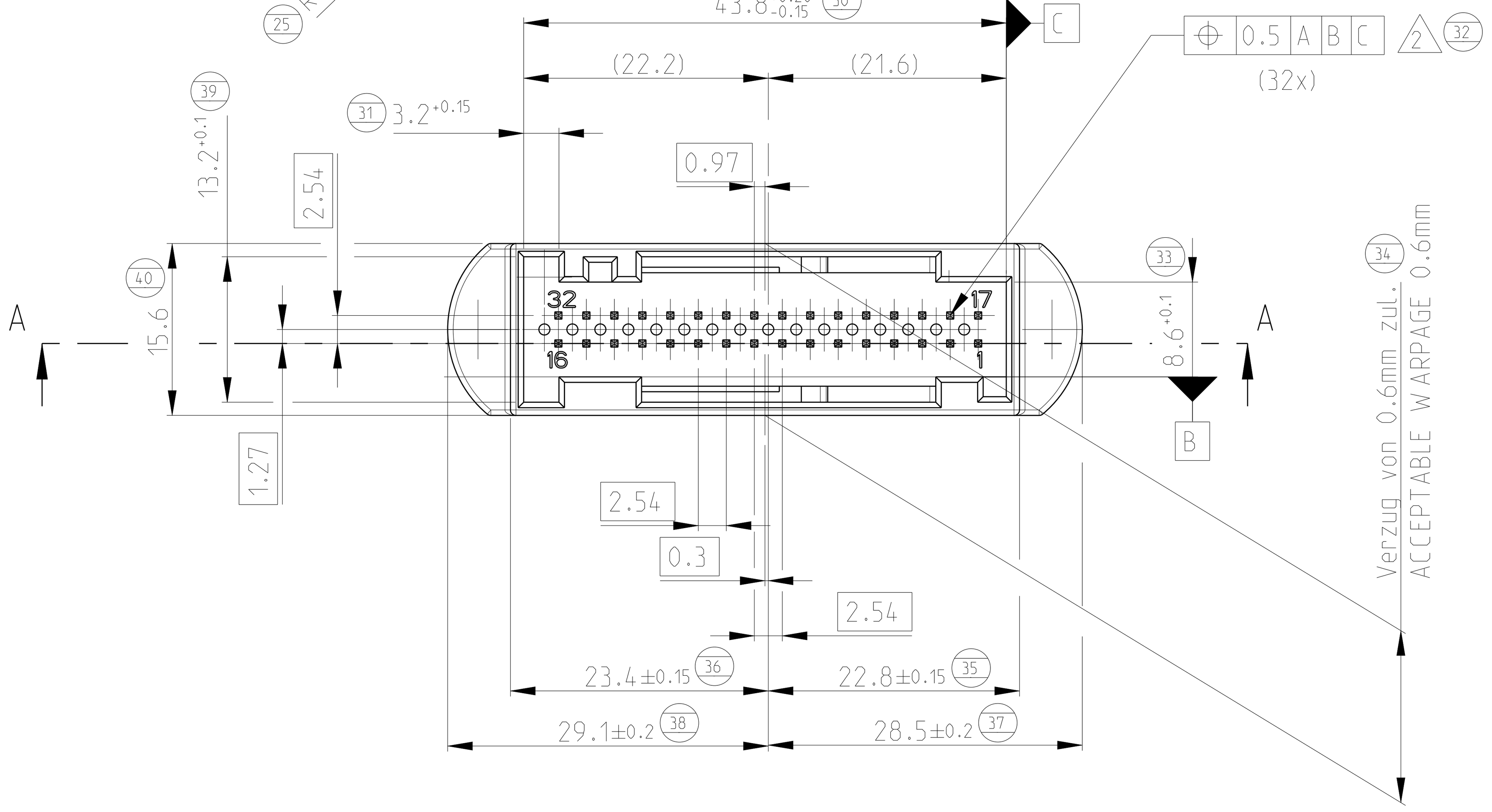

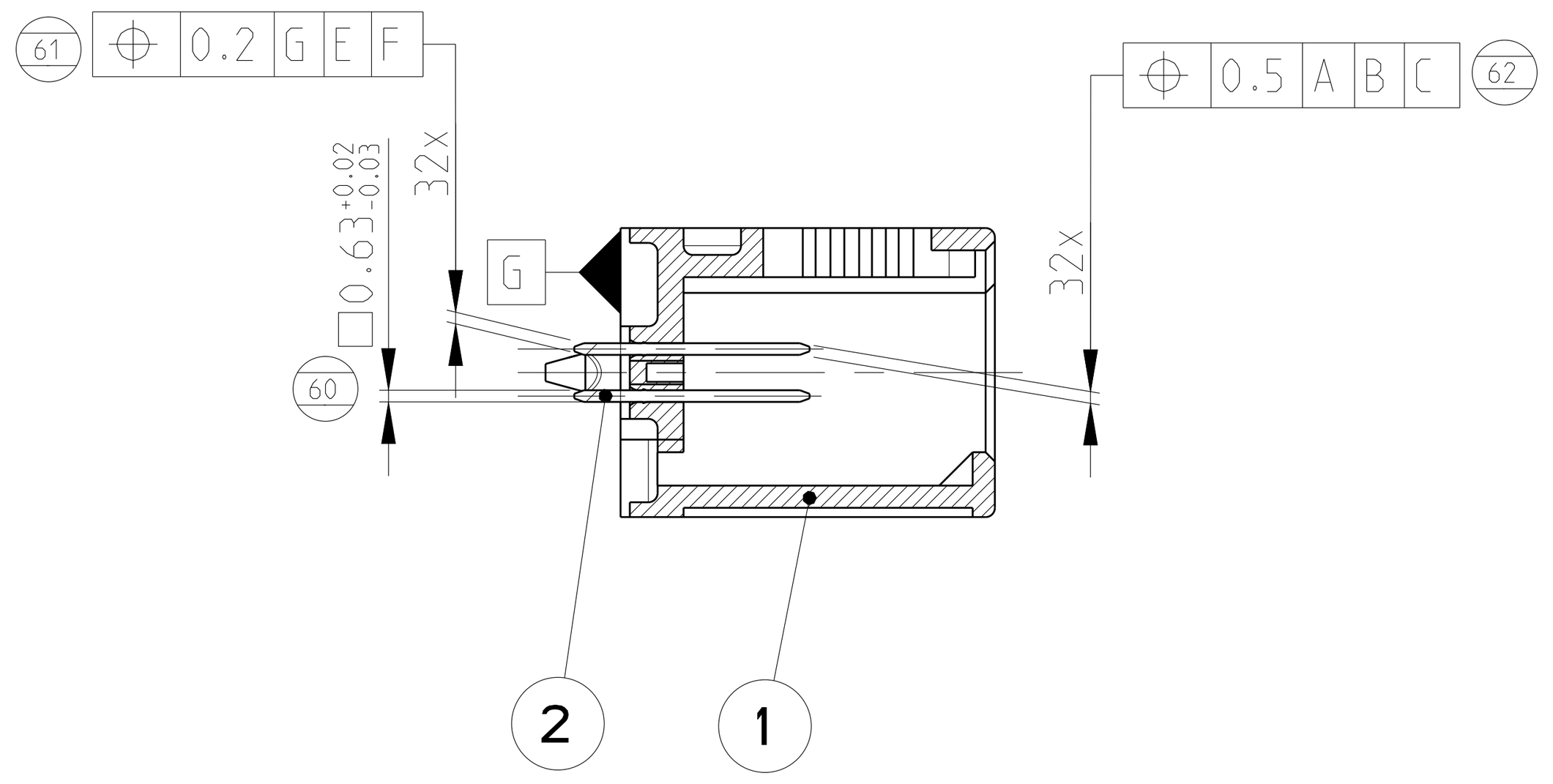

NOTES:

1 THE DESIGN OF THE PCB CODING AND THE CODING SLOTS, SEE TABLE
Ausfuehrung der Leiterplattenkodierung und der Kodiernuten, siehe Tabelle

(2) FORM- AND POSITION TOLERANCE; "POSITION" IS VALID ONLY FOR THE APPROPRIATED POINTS
Form-und Lagetoleranz; "Position" gilt nur fuer die entsprechenden Spitzen

(3) ONE-WAY PACKAGING: PRODUCT CARRIER IN CARDBOX
Einwegverpackung: Produkttraeger in Karton

(4) CONTACT AREA min. 0.8 µm GOLD PLATED; SOLDER AREA MIN. 2.5 µm TIN PLATED
Kontaktbereich min. 0.8 µm vergoldet, Loetbereich min. 2.5 µm verzinnt

(5) MULTIPLE PACKAGING HELLA: PRODUCT CARRIER IN Hella E1-BOX MF 6320
Mehrwegverpackung HELLA: Produkttraeger in Hella E1-Behaelter MF 6320

(6) MULTIPLE PACKAGING Bosch: PRODUCT CARRIER IN Bosch-BOX 6000 515 033
Mehrwegverpackung Bosch: Produkttraeger in Bosch-Behaelter 6000 515 033

(7) MULTIPLE PACKAGING VDO: PRODUCT CARRIER IN VDO-BOX MF 6170
Mehrwegverpackung VDO: Produkttraeger in VDO-Behaelter MF 6170

(8) SURFACE: 2.0 µm - 4.0 µm Sn OVER 1.27 µm - 2.2 µm Ni /ELECTRO PLATED, MAT
Oberflaeche: 2.0 µm - 4.0 µm Sn ueber 1.27 µm - 2.2 µm Ni /galv. verzinnt, matt

G4

	9-.-9	9-.-2	8-.-7	8-.-6	8-.-5	8-.-4	8-.-3	8-.-2	7-.-6	7-.-5	7-.-4	7-.-3	7-.-2	7-.-1	5-.-3	5-.-2	5-.-1	4-.-3	3-.-2	3-.-1	2-.-3	2-.-2	2-.-1	1-.-3	1-.-2	1-.-1	-3	-2	-1	-2	-1	POS	PCS	DESCRIPTION	REV	MATERIAL	OBERFLAECHE/SURFACE FARBE AEHNL./RAL SIMILAR TO
PACKAGING Verpackung	ONE-WAY PACK. Einweg (3)	ONE-WAY-CONTI-TRAY Einweg CONTI TRAY (3)	Bosch Oversea (3)	Bosch ONE-WAY/Einweg (3)	Bosch Oversea (3)	Bosch Oversea (3)	Bosch (6)	Bosch (6)	VDO (7)	VDO (7)	VDO (7)	VDO (7)	VDO (7)	VDO (7)	Hella (5)	Hella (5)	Hella (5)	ONE-WAY PACK. Einweg (3)	ONE-WAY PACK. Einweg (3)	ONE-WAY PACK. EINWEG (3)	ONE-WAY PACK. Einweg (3)	ONE-WAY PACK. Einweg (3)	ONE-WAY PACK. Einweg (3)	ONE-WAY PACK. Einweg (3)	ONE-WAY PACK. Einweg (3)	ONE-WAY PACK. Einweg (3)	ONE-WAY PACK. Einweg (3)	ONE-WAY PACK. Einweg (3)	ONE-WAY PACK. Einweg (3)	ONE-WAY PACK. Einweg (3)	ONE-WAY PACK. Einweg (3)						
CODING Kodierung PCB-SIDE	-	D	E	E	E	D	E	D	D	D	A	E	D	A	E	D	A	E	D	A	E	D	A	E	D	A	E	D	A	D	A						
CODING Kodierung MATING SIDE	ABC DEF	C-D	A,C,E	A,C,E	A,C,E	C-D	A,C,E	C-D	C-D	C-D	A-F	A,C,E	C-D	A-F	A,C,E	C-D	A-F	A,C,E	C-D	A-F	A,C,E	C-D	A-F	A,C,E	C-D	A-F	A,C,E	C-D	A-F	C-D	A-F						
Dim A (mm)	20.3	13.2	13.2	12.7	12.7	13.2	12.7	13.2	13.2	13.2	13.2	12.7	12.7	12.7	13.2	13.2	13.2	12.7	13.2	13.2	13.2	13.2	13.2	12.7	12.7	12.7	13.2	13.2	13.2	13.2	13.2						
REV.	F	A	B	B	B	B	C	B	D	C	C	F	G	G	F	F	F	D	C	C	D	D	D	F	G	G	F	G	G	E	E						
	X																															6	32	AMPMODU MODU II Stift□0.63	H	CuSn6	(4)
																														X	X	4	32	AMPMODU MODU II Stift□0.63	A	CuSn6	pre tin (8)
		X	X			X		X	X	X	X				X	X	X		X	X	X	X	X				X	X	X			2	32	Kontaktstift	B	CuZn30	pre tin (8)
				X	X		X					X	X	X				X						X	X	X						2	32	Kontaktstift	B	CuZn30	pre tin (8)
																														X		3	1	32pol.Stiftwanne	E	PBT-GF15	blue 5012
																															X	3	1	32pol.Stiftwanne	E	PBT-GF15	green 6018
										X									X													1	1	32pol.Stiftwanne	F	PBT-GF15	blue 5010
											X									X												1	1	32pol.Stiftwanne	F	PBT-GF15	green 6018
			X	X	X		X											X			X											1	1	32pol.Stiftwanne	C	PA6T/6I-GF30	grey 7036
		X				X		X	X													X										1	1	32pol.Stiftwanne	C	PA6T/6I-GF30	blue 5012
																							X									1	1	32pol.Stiftwanne	C	PA6T/6I-GF30	green 6018
												X			X									X			X					1	1	32pol.Stiftwanne	F	PBT-GF15	grey 7036
	X																															5	1	32pol.Stiftwanne	G	PBT-GF15	violet 4006
													X			X									X			X				1	1	32pol.Stiftwanne	F	PBT-GF15	blue 5012
														X			X									X			X			1	1	32pol.Stiftwanne	F	PBT-GF15	green 6018

Ansicht "X" / VIEW "X"
alle Kodierungen dargestellt
ALL CODINGS SHOWN

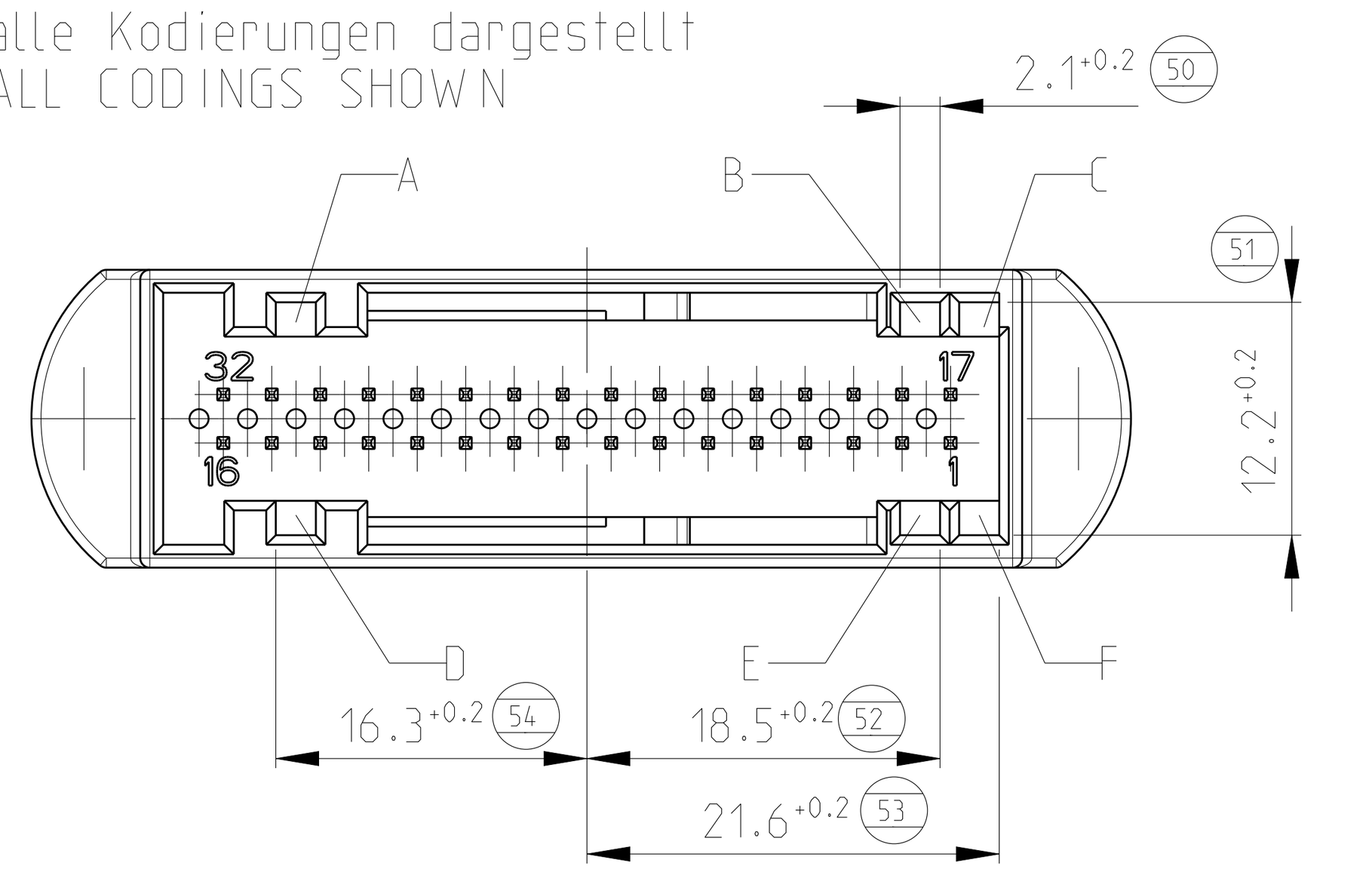

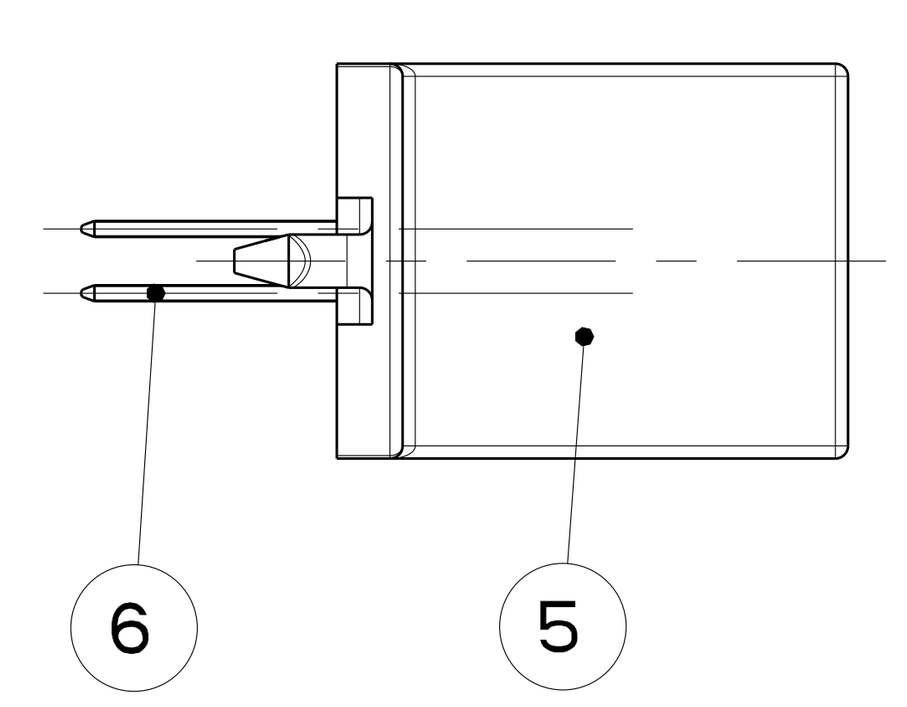

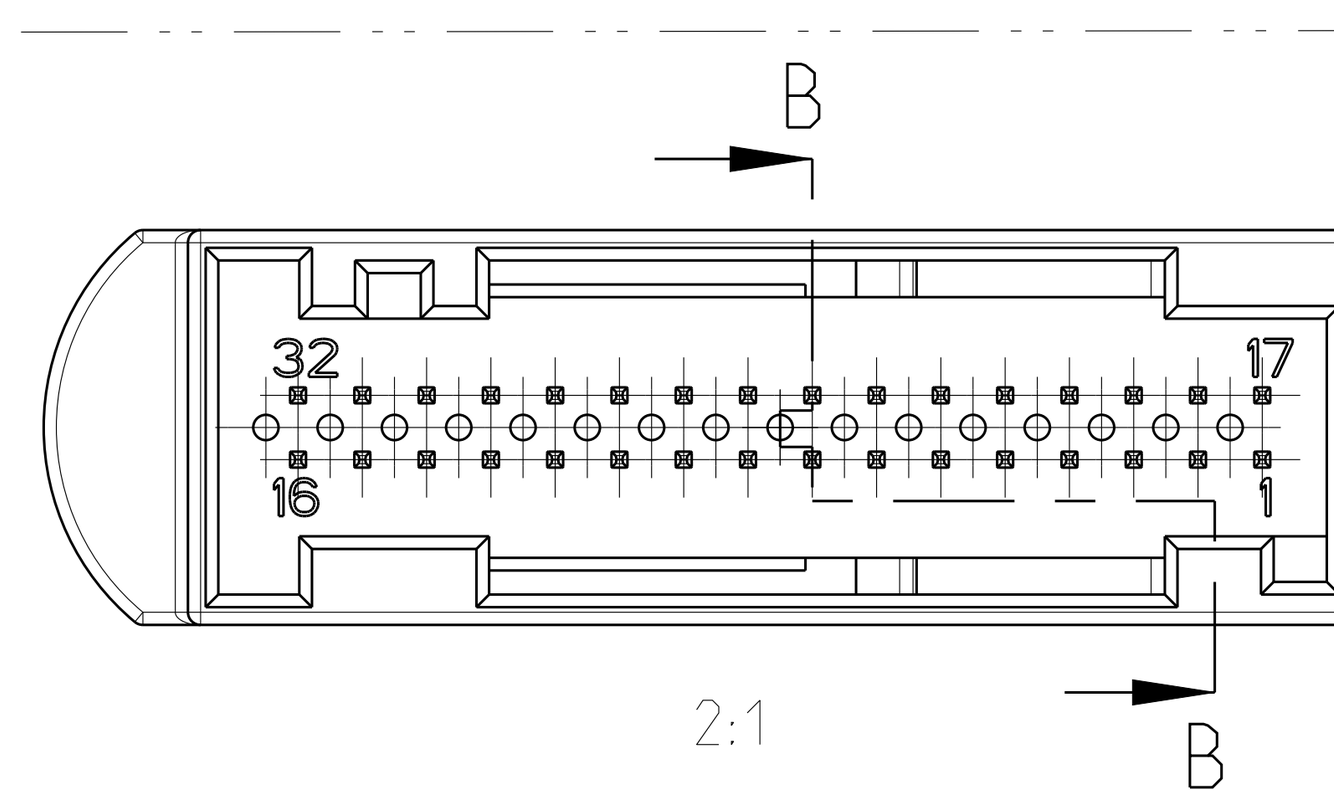

B-B

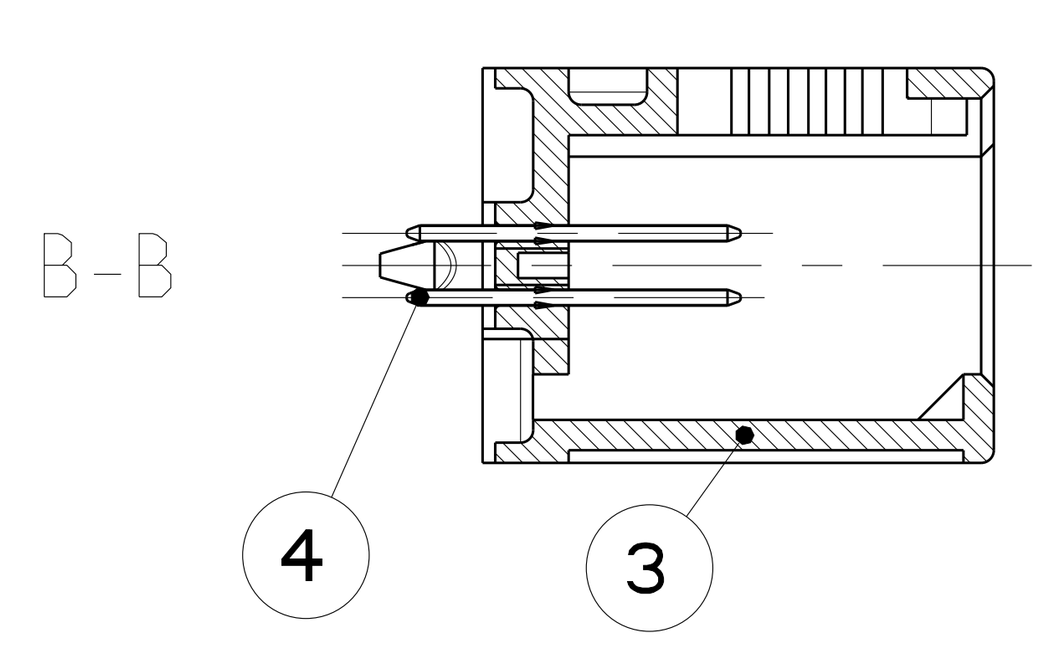

THIS DRAWING IS A CONTROLLED DOCUMENT.
DIESES ZEICHNUNGSDOKUMENT WIRD DURCH AMP INCORPORATED KONTROLLIERT. AENDERUNGEN, DIE DEM TECHNISCHEN FORTSCHRITT DIENEN, SIND VORBEHALTEN. DEN JEWEILS LETZTGUELTIGEN AENDERUNGSSTAND ERFAHREN SIE AUF ANFRAGE.

DIMENSIONS: / MASSEINHEITEN: mm

TOLERANCES UNLESS OTHERWISE SPECIFIED: / ALLGEMEINTOLERANZEN n. DIN 16901 -140
0 PLC ±-
1 PLC ±-
2 PLC ±-
3 PLC ±-
4 PLC ±-
ANGLES/WINKEL ±2°

MATERIAL: - -
FINISH/OBERFLAECHE/FARBE: - -

DWN K Sellien 29AUG1995
CHK B Kirsch 14FEB1995
APVD - -
PRODUCT SPEC / PRODUKTSPEZ. 108-18692-0 Rev. B2
APPLICATION SPEC / VERARBEITUNGSSPEZ. -
WEIGHT / GEWICHT 7.4g

TE Connectivity

NAME
PIN HEADER, ASSY, 2x16 POS.
Stiftleiste, ASSY, 2x16 polig

SIZE A1 | CAGE CODE 00779 | DRAWING NO / ZEICHNUNGS-NR. C-966658 | RESTRICTED TO / NUR FUER -

Customer Drawing /KUNDENZEICHNUNG | SCALE / MASSSTAB 5:1 | SHEET / BLATT 1 OF / VON 1 | REV G4

4805 (3/11)